



### District Report Card: 2017


<b>State:</b> Gujarat	<b>District:</b> Chhotaudepur
<b>Class:</b> 8	<b>Subject:</b> Language
<b>Schools:</b> 51	<b>Students:</b> 1249


### Participation/Coverage


#### Students

<b>GENDER</b> 	Boys		Girls	
	Number	%	Number	%
	628	50.28	621	49.72

<b>AREA</b> 	Rural		Urban	
	Number	%	Number	%
	1191	95.36	58	4.64

<b>CATEGORY</b> 	SC		ST		OBC		GEN	
	Number	%	Number	%	Number	%	Number	%
	35	2.80	1010	80.86	149	11.93	55	4.40

<b>CWSN</b> 	LD	VI	HI	S&LD	ID	Oth
	3	1	0	0	7	3

<b>Management</b> 	Government		Government-aided	
	Number	%	Number	%
	1159	92.79	90	7.21

### Average Performance of Students in Language (%)

Overall	Gender		Area		Management		Social Group			
	Male	Female	Rural	Urban	Govt.	Aided	SC	ST	OBC	GEN
61.31	62.45	60.16	61.85	50.23	61.07	64.44	57.71	60.01	69.75	64.73

### Performance on Learning Outcomes (LOs)

Learning Outcomes	Description	Average Performance(%)
L813	Read textual/non-textual materials with comprehension and identifies the details, characters, main idea and sequence of ideas and events while reading	61.31

Range of Performance of Students who Answered Correctly							
Below 30%		30% - 50%		50% - 75%		Above 75%	
Number	%	Number	%	Number	%	Number	%
164	13.13	215	17.21	486	38.91	384	30.74

### Lowest Performing Learning Outcomes (LOs)

1 - Read textual/non-textual materials with comprehension and identifies the details, characters, main idea and sequence of ideas and events while reading (61.31)